

**FIGURE 1**

**THE POWER OF DUPLICATION!**

How much is one penny worth if you double it every day for 30 days?

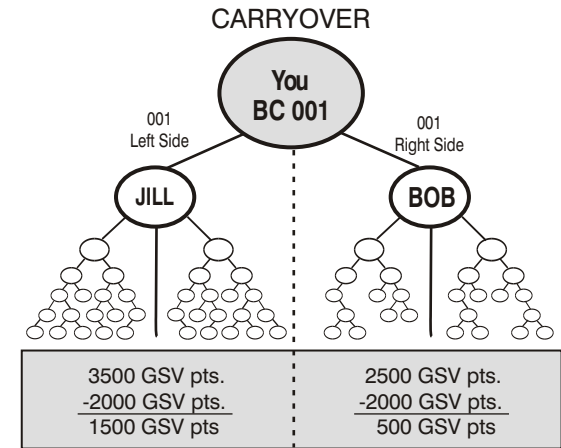
Day 1	.01	Day 16	327.68
	.02		655.36
	.04		1,310.72
	.08		2,621.44
	.16		5,248.88
	.32		10,485.76
	.64		20,971.52
	1.28		41,943.04
	2.56		83,886.08
	5.12		167,772.16
	10.24		335,544.32
	20.48		671,088.64
	40.96		1,342,177.28
	81.92		2,684,354.56
Day 15	163.84	Day 30	5,368,709.12

**THE POWER OF DUPLICATION IN NETWORK MARKETING.**

**FIGURE 2**

Commission Payout		
Group Sales Volume Left	Group Sales Volume Right	Commission U.S. \$
250	250	\$40
500	500	\$100
1,000	1,000	\$200
2,000	2,000	\$400
3,000	3,000	\$600
4,000	4,000	\$800
5,000	5,000	\$1000

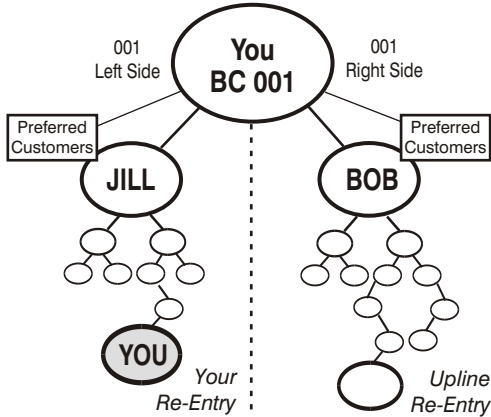
**FIGURE 3**



CARRYOVER=1500 LEFT 500 RIGHT  
**TOTAL COMMISSION = \$400**

**FIGURE 4**

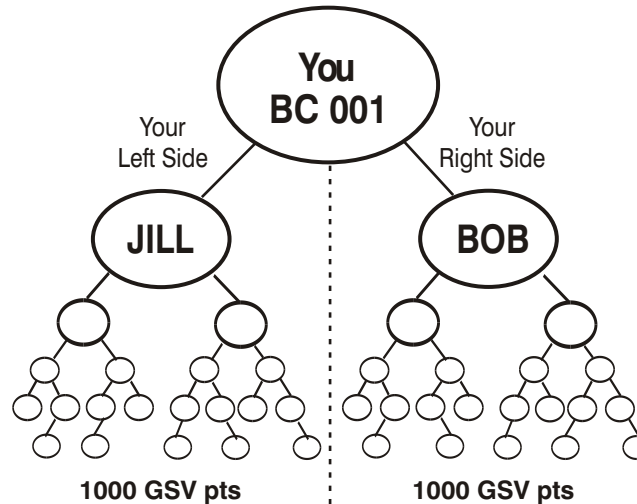
PREFERRED CUSTOMERS AND RE-ENTRY



**YOU HELPING JILL HELP YOU**

**1 BUSINESS CENTER**

Direct income from Group volume

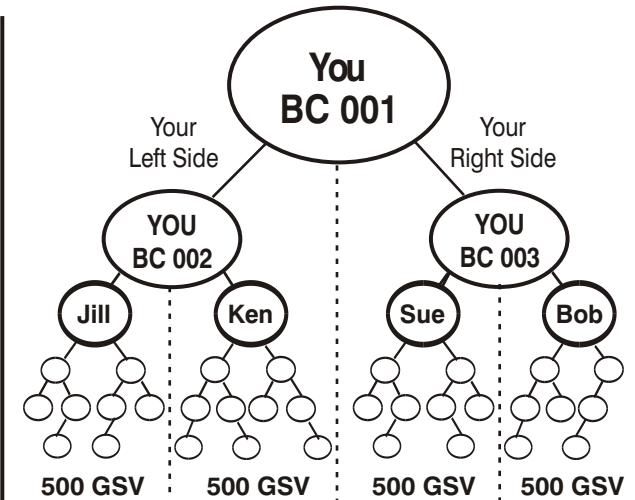


1000 Left 1000 Right GSV BC 001  
**2000 GSV earns \$200**

**FIGURE 5**

**3 BUSINESS CENTER**

Leveraged Income from Group Volume



1000 Left 1000 Right GSV BC 001 = \$200  
 500 Left 500 Right GSV BC 002 = \$100  
 500 Left 500 Right GSV BC 003 = \$100  
**2000 GSV earn \$400**